

AUTOMATE™

Rechargeable Battery Pack



The rechargeable Lithium-Ion battery pack enables Automate D/C motors to operate wirelessly and without the constraints of traditional battery wands with disposable batteries.

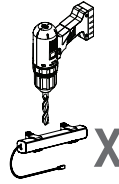
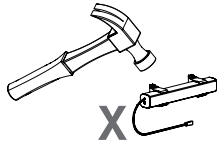
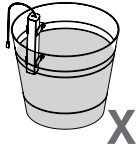
FEATURES:

- Replacement for Traditional Battery Wands that use disposable batteries
- Provides up to 500 up/down cycles on a single charge (depends on shade size & fabric weight)
- Compatible with Automate Cord Lift, Venetian Tilt, 18, 25 & 28mm tubular DC motors
- Small profile allows for optimal placement in window pocket
- Battery pack fully recharges in ~ 6 hours
- Battery health status reported in Automate Pulse App
- Pairs with optional solar panel for autonomous re-charging

SAFETY INSTRUCTIONS

WARNING: Important safety instructions to be read before installation.

Incorrect installation can lead to serious injury and will void manufacturer's liability and warranty.



CAUTION

- Do not expose to moisture or extreme temperatures.
- Do not allow children to play with this device.
- Use or modification outside the scope of this instruction manual will void warranty.
- Installation to be performed by a suitably qualified installer.
- For use with DC powered Cord Lift, Tilt and tubular motors.
- Ensure correct crown and drive adaptors are used for the intended system.
- Use only Rollease Acmeda hardware.
- Before installation, remove any unnecessary cords and disable any equipment not needed for powered operation.
- Do not expose the battery to water or install in humid or damp environments.
- Do not drill into battery body.
- The routing of cable through walls shall be protected by isolating bushings or grommets.
- Ensure cables are clear and protected from moving parts.
- Do not use if any cables are damaged

Important safety instructions to be read prior to operation.

- It is important for the safety of persons to follow the enclosed instructions. Save these instructions for future reference.
- Persons (including children) with reduced physical, sensory or mental capabilities, or lack of experience and knowledge should not be allowed to use this product.
- Keep battery away from acid, alkali, heat & fire.



Do not dispose of in general waste.
Please recycle batteries and damaged electrical products appropriately.



SPECIFICATIONS

Input Volts	12.6V
Output Volts	12.0V
Capacity	2600mAh
Insulation Class	III
Battery Size/Type	1-1/4" x 1-1/4" x 10" / Lithium-ion Rechargeable
Temperature Working Range	32°F to 140°F (0°C to 60°C)

1 INSTALLATION

1.1 Charging

Charging uses the 2 pin locking "SMR" style connector.



IMPORTANT

Rechargeable Battery Pack must be fully charged prior to first use to prolong battery lifespan.

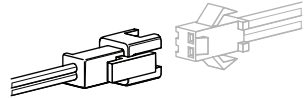
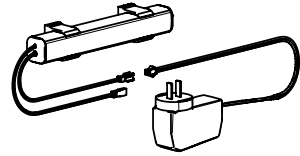
Step 1. Connect the Rechargeable Battery Pack to the Rollease Acmeda charger.
Part #: MTDCB-CHARGE

Step 2. Charge for 6 hours.

Step 3. Install as required.

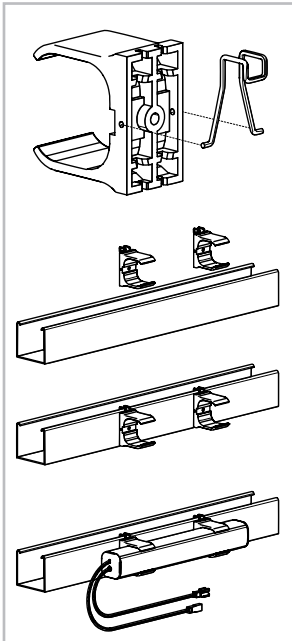
See Section 1.2 Attachment Methods

Charging Cable

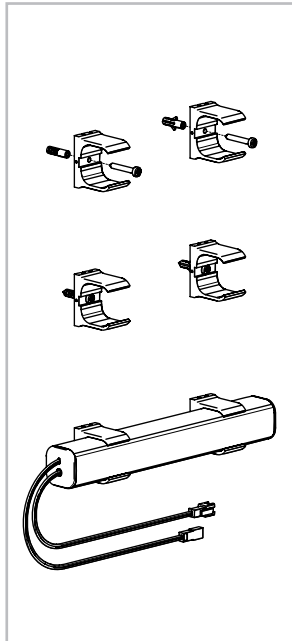


1.2 Attachment Methods

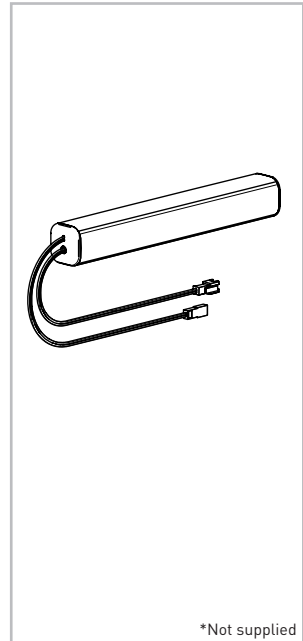
Hook



Screw



Double Sided Tape*



*Not supplied



IMPORTANT

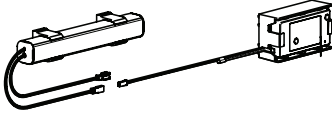
Do not install Rechargeable Battery Pack where it will be exposed to direct sun light.

1.3 Motor Connections

Charging uses the 2 pin, non-locking "JST" style connector.

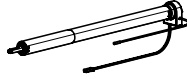
Tilt Blinds

MTDCRF-TILT-1

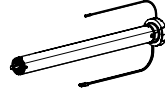


Tubular Motors

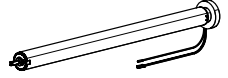
MTDCRF18-0.2




MTDCRF25-1.1



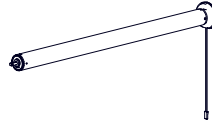
MTDCRFQ28-2



MT01-1225-069002

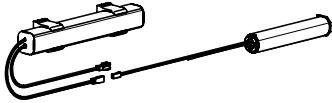


MT01-1228-069002

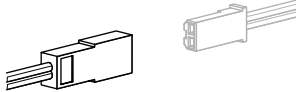


Cord Lift

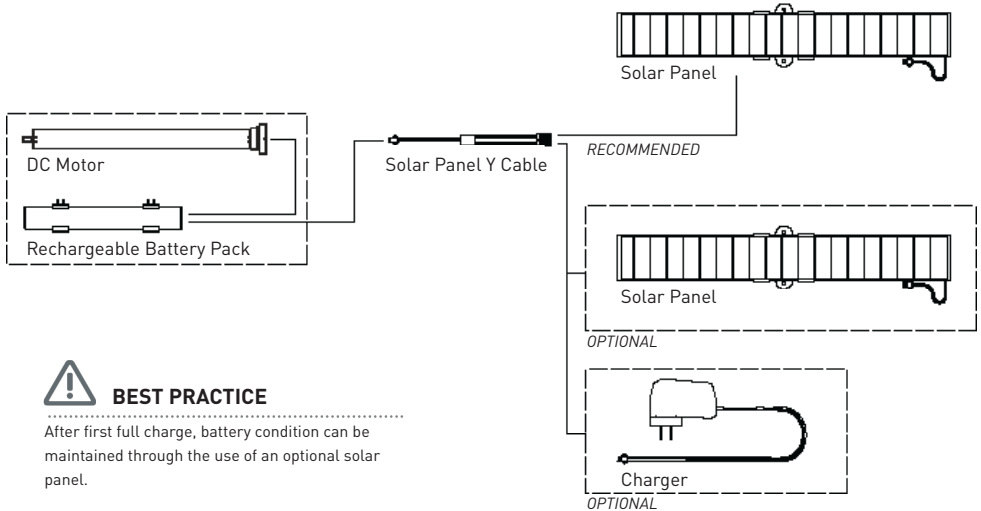
MTDCRF-CL-0.6-50



Motor Connection Cable



1.4 Scenario Example using the Solar Panel Y Cable



BEST PRACTICE

After first full charge, battery condition can be maintained through the use of an optional solar panel.

ROLLEASE ACMEDA | EUROPE

Via Conca Del Naviglio 18, Milan
(Lombardia) Italy

T +39 02 8982 7317 | F +39 02 8982 7317

info@rolleaseacmeda.com
rolleaseacmeda.com

ROLLEASE ACMEDA | USA

200 Harvard Avenue
Stamford, CT 06902 6320

T +1 203 964 1573 | F +1 203 964 0513

ROLLEASE ACMEDA | AUSTRALIA

110 Northcorp Boulevard,
Broadmeadows VIC 3047

T +61 3 9355 0100 | F +61 3 9355 0110